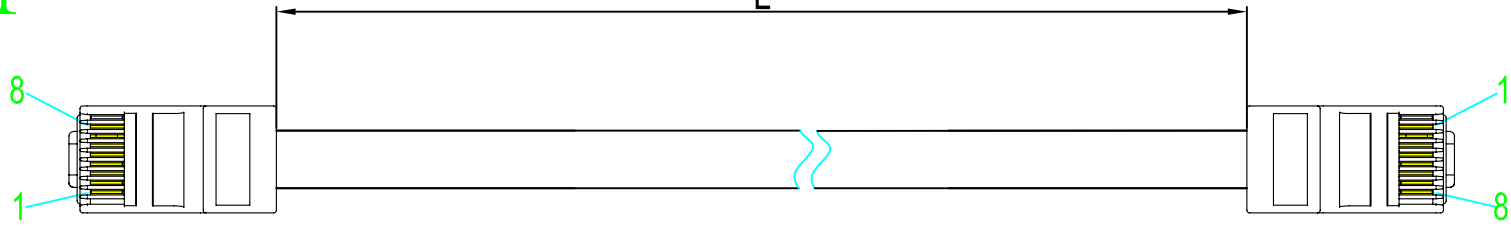
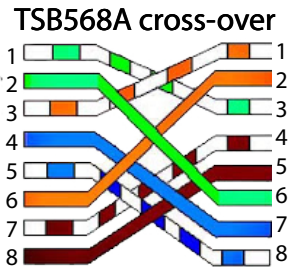
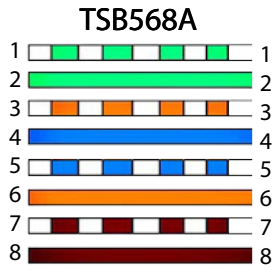


P1

P2



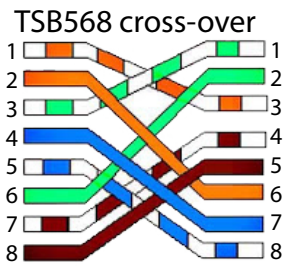
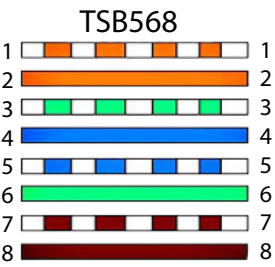
Wiring Scheme:



- Other:
- 1 _____
 - 2 _____
 - 3 _____
 - 4 _____
 - 5 _____
 - 6 _____
 - 7 _____
 - 8 _____

PLUG:

- P1 plug type RJ45 other _____
w/ hood over-molded w/o cover
CAT3 CAT5 CAT5e CAT6 CAT6A other _____
 Plating ____μ"
 P2 plug type RJ45 other _____
w/ hood over-molded w/o cover
CAT3 CAT5 CAT5e CAT6 CAT6A other _____
 Plating ____μ"



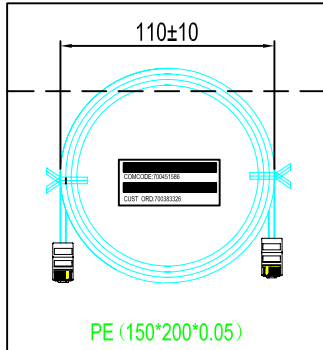
- Color Table:
- 1 _____
 - 2 _____
 - 3 _____
 - 4 _____
 - 5 _____
 - 6 _____
 - 7 _____
 - 8 _____

CABLE:

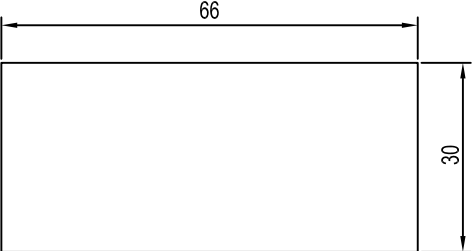
- length _____ mm
shielded unshielded
CAT3 CAT5 CAT5e CAT6 CAT6A other _____
copper wires other wires _____
 cable color: _____
 cable spec: UTP FTP STP other _____

Add to Spec

Packing:



Label:



TOLERANCE UNIT (mm)	APPROVALS	DATE	CUSTOMER:		
	DRAWN				
X. ±0.30	CHECKED		CABLE ASS'Y SERIES		
XX ±0.25					
X.XX ±0.15	APPROVED		SCALE: free	PART NO.	DRAWING NO.
X.XXX ±0.08			SHEET: 1 OF 1		
ANGULAR ±2°	UNIT		CUSTOMER	CUSTOMER PART NO.	A3
UNLESS OTHERWISE SPECIFIED	MM				